

Elements Spreadsheet

Embed an Excel-like table in a Confluence page which can also be exported back to Excel.

Why would you use this macro instead of simply adding a table to your page? In a word, *formulas*.

<https://marketplace.atlassian.com/apps/1212486/elements-spreadsheet-for-confluence?hosting=cloud&tab=overview>

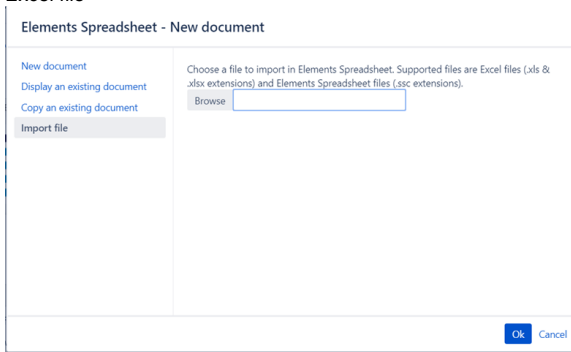
- Create your spreadsheet
 - Import from Excel
 - Create from Scratch
- Working with an embedded spreadsheet

Create your spreadsheet

You can either create and edit data in your spreadsheet from scratch, or import from an existing Excel spreadsheet

Import from Excel

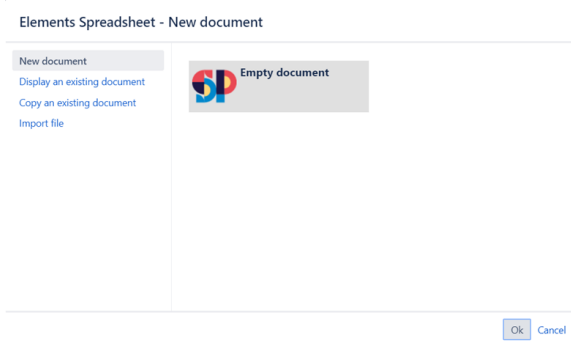
1. Go to the + Add macro button ...**other macros** and search for "spreadsheet"
2. Choose **Elements Spreadsheet**. In the options window choose **Import file** and browse for your Excel file



3. When you are done, click the **X** in the upper right corner of the spreadsheet to exit and return to the page. **Update** the Confluence page to view the spreadsheet embedded in the page.

Create from Scratch

1. Go to the + Add macro button ...**other macros** and search for "spreadsheet"
2. Choose **Elements Spreadsheet**. In the options window choose **New document**.



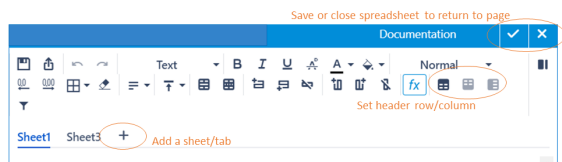
3. When you are done, click the **X** in the upper right corner of the spreadsheet to exit and return to the page. **Update** the Confluence page to view the spreadsheet embedded in the page.

Working with an embedded spreadsheet

Clicking on **Full Screen** will open the table in a more Excel-like view, with the ability to do simple sorting and filtering.

Clicking on **Edit** will give you full editing capability.

Though Elements Spreadsheet looks a lot like Excel, there are a couple differences in the menu bar, highlighted below



Adding a sheet (aka tab) is at the top of the table rather than the bottom. You must indicate header rows and columns using the formatting buttons in order to properly sort and filter using headers. To return to the Confluence page, click the X in the upper right.

Elements Spreadsheets supports around 400 formulas, including **vlookup**, **sum**, and **countif**. Just like in Excel, type = in the cell, followed by the first few letters of your formula and ES will give you a list of formulas to choose from.

Feel free to mess around with the sample spreadsheet below.

Cheese	Source	Texture	Suggested beer pairing	Price per ounce
Cloth-wrapped Cheddar	Cow	Hard	English IPA	
Chevre	Goat	Soft	Saison	
Gorgonzola	Cow	Crumbly	Imperial stout	
Velveeta	Unk	Goey	Coors Lite	