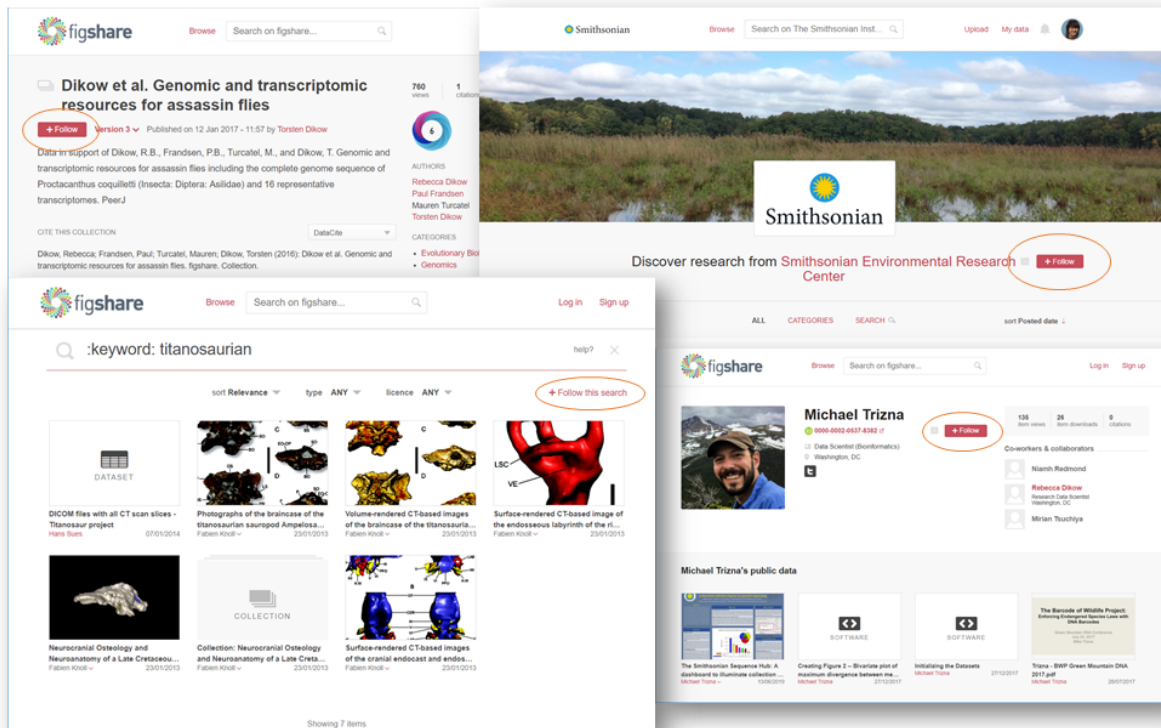


# Receive search alerts

You can receive notification when new items (also called "articles") are published by "following" **authors, projects, collections, categories** or **search queries**.

Look for the red + Follow button (or + Follow this search link, in the case of search results)



Control how you receive notification of your followed searches under your profile by clicking on your profile icon and choosing **Account settings** then clicking on **Notifications**.

## Get alerts via RSS

Alerts are normally delivered as daily or weekly summary emails. If you prefer, you can receive notifications in an RSS feed. Items that match your alert criteria will come in as individual citations with links rather than a summary.

Go to Account Settings...Notifications and under Manage what you follow click the settings cog wheel.

If you click on RSS link, the RSS feed will open in a new tab/window. Simply copy and paste the URL for that feed into your feed reader of choice (works great in Outlook).

If you want, you can then disable the email notifications by clicking on the envelope



# Manage what you follow

You are receiving emails with **content you follow**. [Disable all emails](#).

Select the frequency of emails: 

Daily summary ▾

You can enable up to 50 sets to be included in the daily or weekly summary. If there are more updates that we can comfortably fit in an email, we will sort them based on their popularity and relevance.

label	enable/disable emails	settings
The Smithsonian Institution (portal) and Smithsonian Research Data (portal) (portal)		
Showing all followed content		

View followed content

RSS link

Rename label

Unfollow